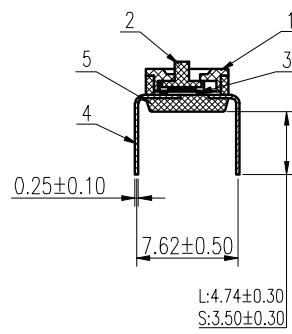
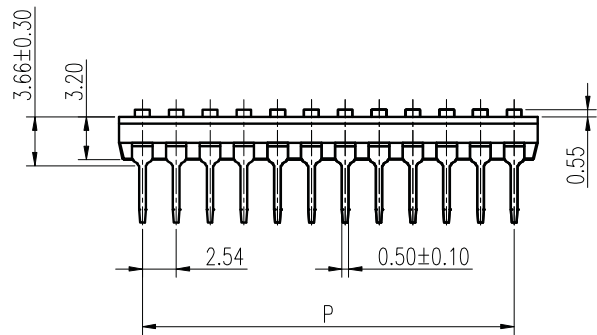
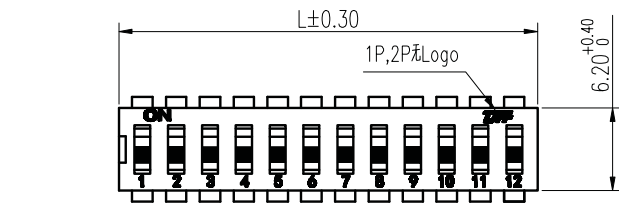


Poles	Dim P	Dim L
1P	—	3.54
2P	2.54	6.08
3P	5.08	8.62
4P	7.62	11.16
5P	10.16	13.70
6P	12.70	16.24
7P	15.24	18.78
8P	17.78	21.32
9P	20.32	23.86
10P	22.86	26.40
11P	25.40	28.94
12P	27.94	31.48

REV	ECN	CONTENT	CHECK	DATE
VO.0		初版发行	ZY	2017.03.12

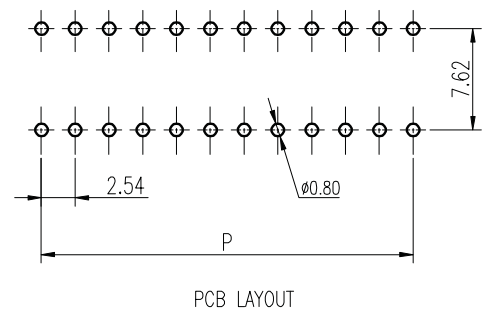
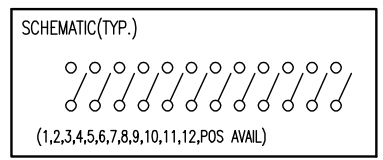
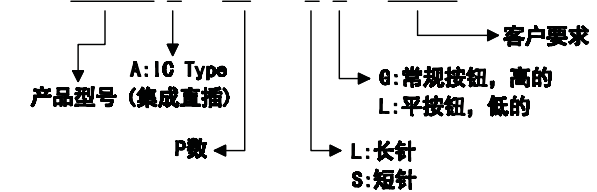


- 技术要求:**
- 额定电流:
25mA, 24VDC (开与关切换时)
100mA, 50VDC (开与关不切换时)
 - 接触阻抗:
≤50mΩ (初始), ≤100mΩ (寿命测试后)
 - 绝缘电阻: ≥100MΩ / 50VDC
 - 耐电压: 500VAC / 1minute
 - 拨动力: 1000g max
 - 拨动行程: 0.9mm
 - 机械寿命: ≥2000 cycles
 - 电气寿命: ≥2000 cycles / 25mA, 24VDC
 - 使用温度: -40℃ ~ +85℃
 - 存储温度: -40℃ ~ +85℃
 - 符合RoHS要求

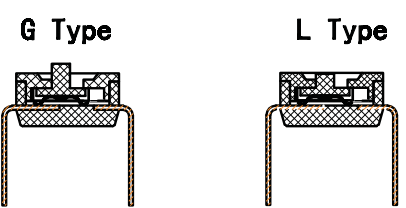
焊接说明:
波峰焊接: 260℃, 5S max,
手工焊接: 30W电烙铁, 320±5℃, 3S max
焊接前保持开关在“OFF”状态

订购方式

KF1027 A - XXP - X X - XXXXX



General tolerance in mm						radii and chamfers			shorter angle side			=	— //		
over 0.5	over 3	over 6	over 30	over 120	over 400	over 0.5	over 3	over 6	up to 10	over 10 to 50	over 50 to 120	all	over 0 to 100	over 100 to 150	over 150
to 3	to 6	to 30	to 120	to 400	to 1000	to 3	to 6	to 10	to 50	to 120			to 100	to 150	
±0.15	±0.2	±0.25	±0.3	±0.5	±0.8	±0.2	±0.5	±1.0	±1°	±30'	±20'	0.5	0.2	0.3	0.5



5	底盖	高温料(UL94-V0)	1	黑色
4	PIN针	铜合金	2N	镀金
3	弹片	铜合金	N	镀金
2	高拨柄	尼龙(UL94-V0)	N	白色
	平拨柄	尼龙(UL94-V0)	N	白色
1	盖板	高温料(UL94-V0)	1	黑色
序号	零件名称	材料	数量	备注

APP.	DATE	NAME	DI-2.54
CHK.	DATE	DWGNO.	W-KF1027A-XXP
DWG.	DATE	SHEET	1/1
UNITS	MM	SCALE	1:1
PROJECTION-METHOD		⊕	

慈溪市速腾电子有限公司
CIXI SUTENG ELECTRONIC CO., LTD